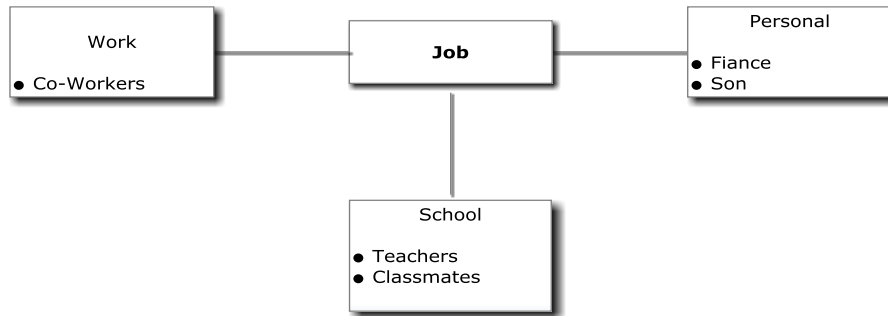


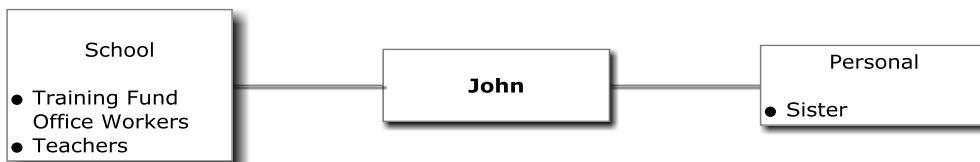
## Appendix 4 Participant Developmental Network Maps

**Figure 5 Job's Developmental Network Mapping of Relationships**



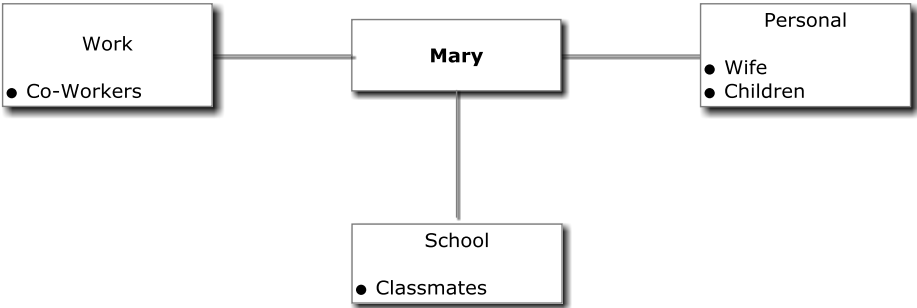
*Note. This figure illustrates that Job has identified developmental relationships from three different developmental networks: work, school and personal.*

**Figure 6 John's Developmental Network Mapping of Relationships**



*Note. This figure illustrates that John has identified developmental relationships that are represented in two developmental networks: school and personal.*

**Figure 7 Mary’s Developmental Network Mapping of Relationships**



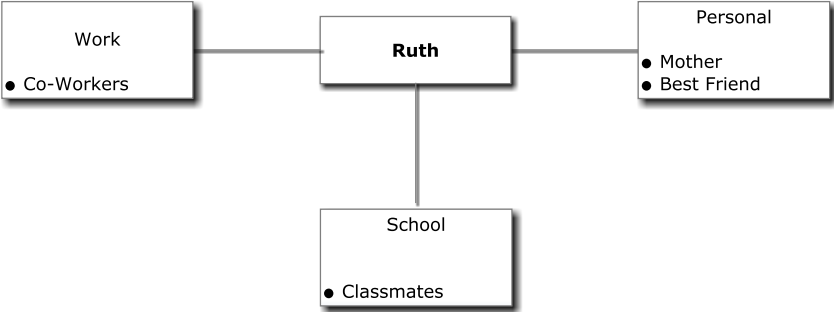
*Note. This figure illustrates that Mary has identified developmental relationships that are represented in three developmental networks: work, school and personal.*

**Figure 8 Peter’s Developmental Network Mapping of Relationships**



*Note. This figure illustrates that Peter has identified developmental relationships that are represented in two developmental networks: work and school.*

**Figure 9 Ruth’s Developmental Network Mapping of Relationships**



*Note. This figure illustrates that Ruth has identified developmental relationships that are represented in three developmental networks: work, school and personal.*

**Figure 10 Esther’s Developmental Network Mapping of Relationships**



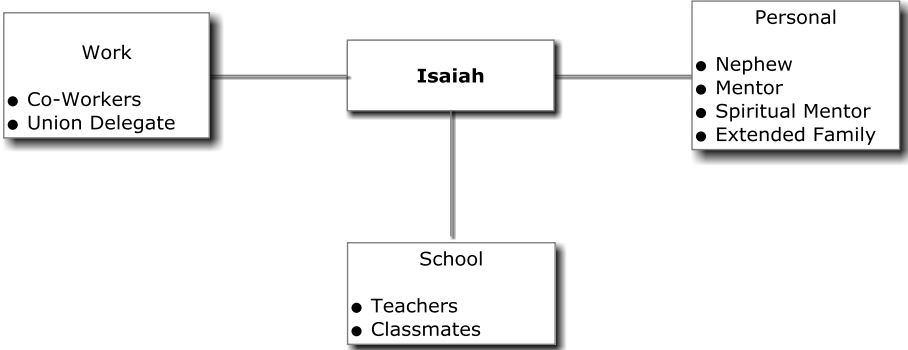
*Note. This figure illustrates that Esther has identified developmental relationships that are represented in two developmental networks: work and personal.*

**Figure 11 Naomi’s Developmental Network Mapping of Relationships**



*Note. This figure illustrates that Naomi has identified developmental relationships that are represented in one developmental network: personal.*

**Figure 12 Isaiah’s Developmental Network Mapping of Relationships**



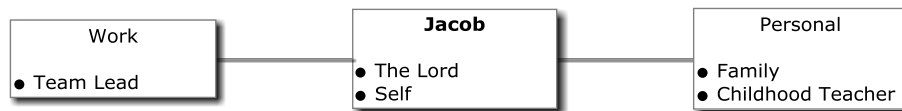
*Note. This figure illustrates that Isaiah has identified developmental relationships that are represented in three developmental networks: work, school and personal.*

**Figure 13 Electa's Developmental Network Mapping of Relationships**



*Note. This figure illustrates that Electa has identified developmental relationships that are represented in two developmental networks: work and personal.*

**Figure 14 Jacob's Developmental Network Mapping of Relationships**



*Note. This figure illustrates that Jacob has identified developmental relationships that are represented in two developmental networks: work and personal.*

**Figure 15 Ada's Developmental Network Mapping of Relationships**



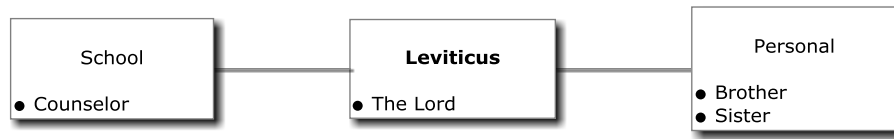
*Note. This figure illustrates that Ada has identified a developmental relationship that is represented in one developmental network: personal.*

**Figure 16 Moses's Developmental Network Mapping of Relationships**



*Note. This figure illustrates that Moses has identified a developmental relationship that is represented in one developmental network: personal. He also credits his spirituality in The Lord as a guiding factor.*

## Figure 17 Leviticus' Developmental Network Mapping of Relationships



*Note. This figure illustrates that Leviticus has identified developmental relationships that are represented in two developmental networks: school and personal. He also credits his spirituality in The Lord as a guiding factor.*